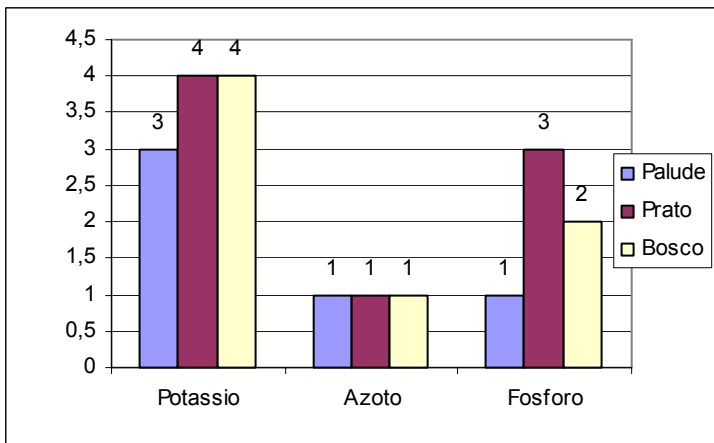
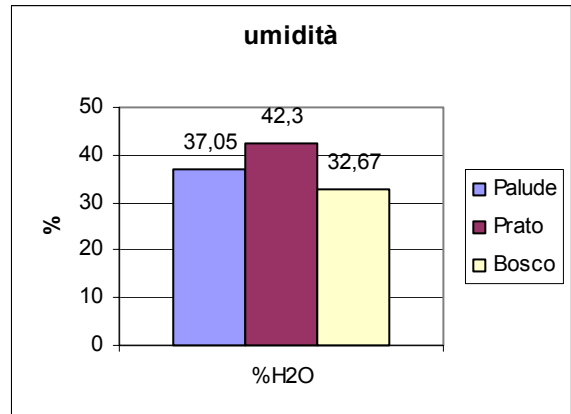
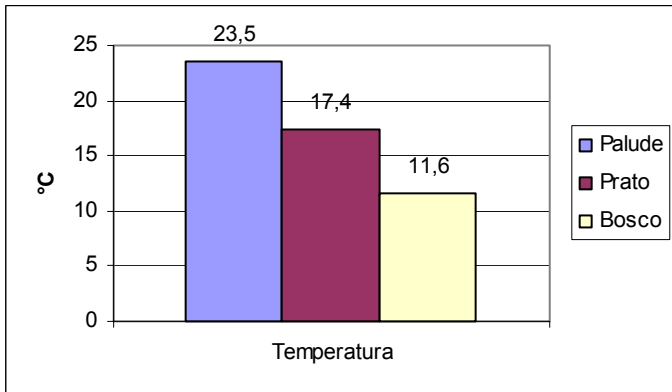
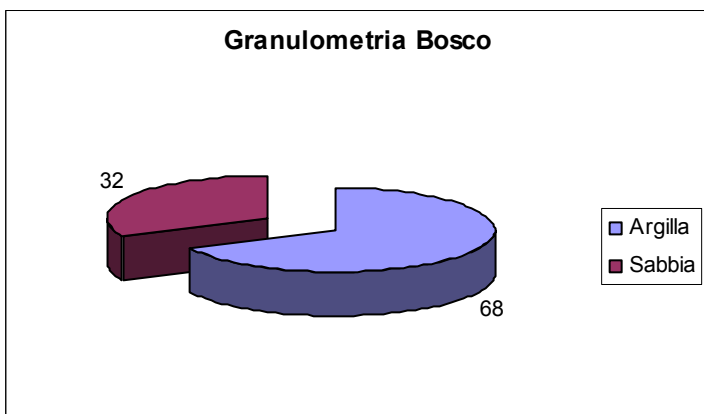
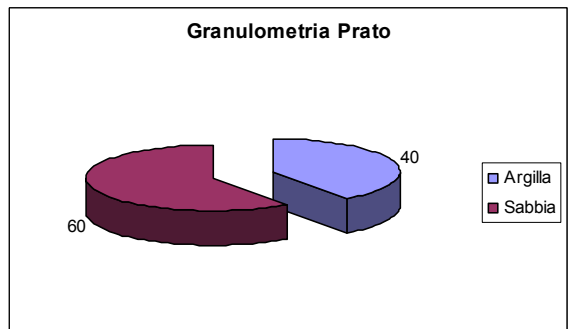
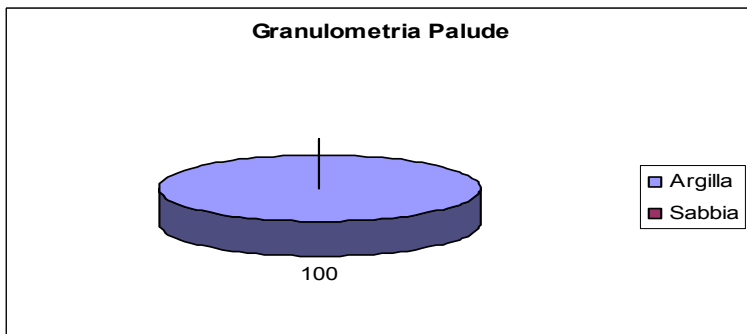


	Temperatura	Potassio	Azoto	Fosforo	pH	%H2O	Granulometria	Argilla	Sabbia
Palude	23,5	3	1	1	7	37,05	100%argilla	100	
Prato	17,4	4	1	3	6	42,3	40%argilla/60%sabbia	40	60
Bosco	11,6	4	1	2	6	32,67	68%argilla/32%sabbia	68	32

GRAFICI DATI OTTENUTI DALLE ANALISI EFFETTUATE SUL SUOLO



K, N, P
1: Tracce
2: Basso
3: Medio
4: Alto



GRAFICI DATI OTTENUTI DALLE ANALISI EFFETTUATE SULL'ACQUA

